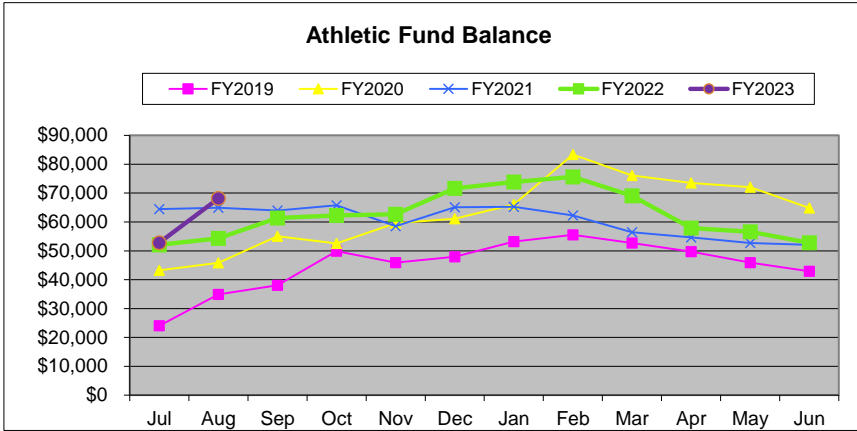
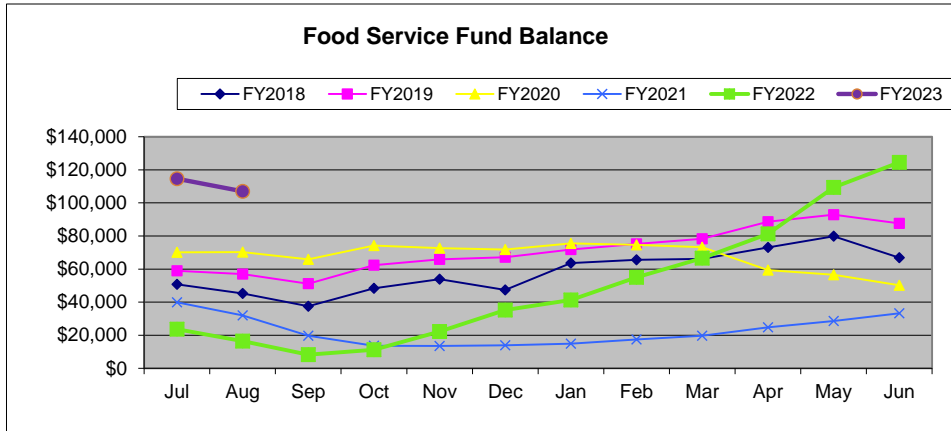


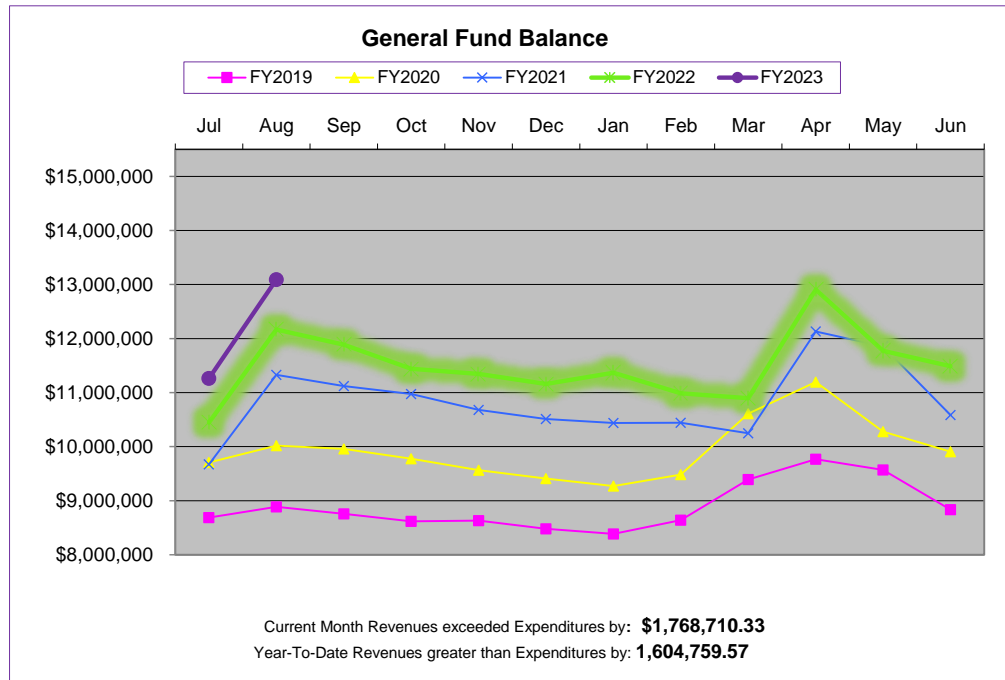
**Lucas Local Schools**  
Monthly Finance Report  
For the period ending: AUG 2022



<b>PERMANENT IMPROVEMENT FUND (003):</b>	<b>\$ 1,018,602.64</b>
<b>CAPITAL PROJECTS FUND (070):</b>	<b>\$2,111,790.40</b>
<b>Expenditures Current Month:</b>	
GARMANN MILLER	\$ (400.00)
MAKEEVER & ASSOC	\$ (1,550.00)
<b>Total</b>	<b>\$ (1,950.00)</b>

<b>Open Purchase Orders:</b>	
HAMMETT ASPHALT PAVING INC (FUND 003) PO#5220606	\$ 146,960.00
HAMMETT ASPHALT PAVING INC (FUND 003) PO#5230284 - ADDITIONAL WORK	\$ 39,000.00
GARMANN-MILLER & ASSOC PO#5230072	\$ 3,860.00
VASCO ASPHALT COMPANY PO#5230206	\$ 107,387.00
<b>Total</b>	<b>\$ 297,207.00</b>

**Amount Available for Projects: \$ 2,833,186.04**



Current Month Revenues exceeded Expenditures by: **\$1,768,710.33**  
Year-To-Date Revenues greater than Expenditures by: **1,604,759.57**

General Fund Information:  
Ending cash balance as of June 30, 2022: \$11,487,034 Actual (updated 6/30/2022)  
Forecasted Ending cash balance June 30, 2023: \$11,092,838 updated 05/17/2022  
Forecasted Ending cash balance June 30, 2024: \$11,364,823 updated 05/17/2022  
Forecasted Ending cash balance June 30, 2025: \$ 11,454,338 updated 05/17/2022  
Forecasted Ending cash balance June 30, 2026: \$ 11,613,310 updated 05/17/2022

Gross Depository Balances:

Richland Bank General	\$148,000.00
Richland Bank Sweep	\$576,365.70
Richland Bank Payment	\$1,000.00
Richland Bank MM Savings	\$643,893.90
Star Ohio	\$11,319,069.39
Richland Bank Athletic	\$791.50

Total Depository Balances (Gross)		\$12,689,120.49
-----------------------------------	--	-----------------

Adjustments to Bank Balance:

Cash in Transit to Bank	\$0.00
Outstanding Checks	(\$34,460.24)
Adjustments:	
Athletic Checking	(\$791.50)

Total Adjustments to Bank Balance		(\$35,251.74)
-----------------------------------	--	---------------

Investments:

Treasury Bonds and Notes	\$0.00
Certificate of Deposits	\$0.00
Other Securities	\$0.00
Other Investments:	
Richland Bank Investments (Cost Basis)	\$3,948,684.26

Total Investments		\$3,948,684.26
-------------------	--	----------------

Cash on Hand:

Petty Cash:	
Change Cash:	
BOARD,ELEM, MS,HS,ST ACT OFFICE CHANGE FUND	\$350.00
ATHLETICS CHANGE FUND	\$1,200.00
Cash with Fiscal Agent	\$0.00

Total Cash on Hand		\$1,550.00
--------------------	--	------------

Total Balances		\$16,604,103.01
----------------	--	-----------------

Total Fund Balance		\$16,604,103.01
--------------------	--	-----------------

Depository Clearance Accounts:

Total Clearance Account Balances		\$0.00
----------------------------------	--	--------

---

Treasurer

LUCAS LOCAL SCHOOL DISTRICT

Cash Summary Report

FUND/SCC	Description	Initial Cash	MTD Received	FYTD Received	MTD Expended	FYTD Expended	Fund Balance	Encumbrance	Unencumbered Balance
001-0000	GENERAL FUND	\$ 11,404,321.97	\$ 0.00	\$ 2,574,470.55	\$ 0.00	\$ 985,252.53	\$ 12,993,539.99	\$ 1,064,261.68	\$ 11,929,278.31
001-9003	ECONOMIC DISADVANTAGED	66,687.08	0.00	0.00	0.00	68.31	66,618.77	0.00	66,618.77
001-9300	CASINO REVENUES SET ASIDE	16,025.10	0.00	17,340.05	0.00	1,730.19	31,634.96	22,851.53	8,783.43
003-9096	PERMANENT IMPROVEMENT	1,018,602.64	0.00	0.00	0.00	1,950.00	1,016,652.64	297,207.00	719,445.64
006-0000	FOOD SERVICES FUND	124,502.29	0.00	5,067.09	0.00	22,584.11	106,985.27	161,705.20	(54,719.93)
007-9001	SPECIAL TRUST - ELEM FACULTY	654.32	0.00	2.44	0.00	0.00	656.76	0.00	656.76
007-9003	SPECIAL TRUST - M.S. & H.S. FACULTY	117.47	0.00	0.44	0.00	0.00	117.91	0.00	117.91
007-9004	Cathy Gilbert Memorial	1,890.54	0.00	7.05	0.00	0.00	1,897.59	0.00	1,897.59
007-9011	MICHAEL C. FANELLO MEMORIAL SCHOLARSHIP	19,451.80	0.00	72.53	0.00	0.00	19,524.33	1,500.00	18,024.33
008-9095	ENDOWMENT FUND	9,820.56	0.00	36.61	0.00	0.00	9,857.17	500.00	9,357.17
008-9096	Scholarship fund Shelby Cooper	0.00	0.00	3,000.00	0.00	0.00	3,000.00	3,000.00	0.00
008-9099	ENDOWMENT-CHRISTINE WYKA SCHOLARSHIP	32,490.90	0.00	121.14	0.00	0.00	32,612.04	500.00	32,112.04
008-9100	LSSF SCHOLARSHIP FUND	5,007.68	0.00	16.19	0.00	1,250.00	3,773.87	3,750.00	23.87
018-9001	PUBLIC SCHOOL SUPPORT FUND - ELEMENTARY	7,466.28	0.00	0.00	0.00	60.50	7,405.78	39.50	7,366.28
018-9002	PUBLIC SCHOOL SUPPORT FUND - MIDDLE SCHOOL	617.50	0.00	0.00	0.00	53.20	564.30	500.00	64.30
018-9003	PUBLIC SCHOOL SUPPORT FUND - HIGH SCHOOL	3,681.17	0.00	0.00	0.00	0.00	3,681.17	1,625.00	2,056.17
018-9004	SUPT/TREAS FLOWER/FUNDRSR	20.98	0.00	0.00	0.00	0.00	20.98	0.00	20.98
019-9105	PARK NATIONAL BANK TEACHER GRANT M. WARNER	250.00	0.00	0.00	0.00	0.00	250.00	0.00	250.00
019-9501	Academic Booster's Mini Grant	1,307.74	0.00	0.00	0.00	0.00	1,307.74	0.00	1,307.74
019-9700	LUCAS LOCAL SCHOOL SUSTAINING FUND	15,027.22	0.00	3,363.40	0.00	7,405.97	10,984.65	2,682.16	8,302.49
020-0000	FARM	2,248.16	0.00	0.00	0.00	0.00	2,248.16	0.00	2,248.16
070-9021	CAPITAL PROJECTS FUND	2,111,790.40	0.00	0.00	0.00	0.00	2,111,790.40	0.00	2,111,790.40
200-9001	DRAMA CLUB-ELEMENTARY	86.56	0.00	0.00	0.00	0.00	86.56	0.00	86.56
200-9002	DRAMA CLUB-MIDDLE SCHOOL	665.08	0.00	0.00	0.00	0.00	665.08	0.00	665.08
200-9015	CLASS OF 2015	1,070.40	0.00	0.00	0.00	0.00	1,070.40	0.00	1,070.40
200-9016	CLASS OF 2016	0.00	0.00	0.00	0.00	0.00	0.00	0.00	0.00
200-9017	CLASS OF 2017	887.97	0.00	0.00	0.00	0.00	887.97	0.00	887.97
200-9018	CLASS OF 2018	1,112.23	0.00	0.00	0.00	0.00	1,112.23	0.00	1,112.23
200-9019	CLASS OF 2019	869.73	0.00	0.00	0.00	0.00	869.73	0.00	869.73
200-9020	CLASS OF 2020	0.00	0.00	0.00	0.00	0.00	0.00	0.00	0.00
200-9021	CLASS OF 2021	351.22	0.00	0.00	0.00	0.00	351.22	0.00	351.22
200-9022	CLASS OF 2022	1,255.65	0.00	0.00	0.00	999.26	256.39	30.40	225.99
200-9023	CLASS OF 2023	1,976.04	0.00	0.00	0.00	0.00	1,976.04	600.00	1,376.04
200-9024	CLASS OF 2024	1,360.00	0.00	0.00	0.00	0.00	1,360.00	0.00	1,360.00
200-9025	CLASS OF 2025	520.00	0.00	0.00	0.00	0.00	520.00	0.00	520.00

## LUCAS LOCAL SCHOOL DISTRICT

## Cash Summary Report

FUND/SCC	Description	Initial Cash	MTD Received	FYTD Received	MTD Expended	FYTD Expended	Fund Balance	Encumbrance	Unencumbered Balance
200-9026	CLASS OF 2026	\$ 0.00	\$ 0.00	\$ 0.00	\$ 0.00	\$ 0.00	\$ 0.00	\$ 0.00	\$ 0.00
200-9125	FRENCH CLUB	1,151.71	0.00	0.00	0.00	50.00	1,101.71	0.00	1,101.71
200-9128	SPANISH CLUB	713.25	0.00	0.00	0.00	0.00	713.25	0.00	713.25
200-9144	DESTINATION IMAGINATION	64.16	0.00	0.00	0.00	0.00	64.16	0.00	64.16
200-9330	F F A	12,445.34	0.00	0.00	0.00	0.00	12,445.34	0.00	12,445.34
200-9440	MUSIC ACTIVITIES	10,986.02	0.00	0.00	0.00	0.00	10,986.02	0.00	10,986.02
200-9470	CHOIR	580.54	0.00	0.00	0.00	0.00	580.54	0.00	580.54
200-9611	ELEM STUDENT COUNCIL	2,340.59	0.00	0.00	0.00	0.00	2,340.59	0.00	2,340.59
200-9612	MIDDLE SCHOOL STUDENT COUNCIL	2,570.08	0.00	0.00	0.00	0.00	2,570.08	0.00	2,570.08
200-9613	HS STUDENT COUNCIL	3,714.64	0.00	0.00	0.00	0.00	3,714.64	820.00	2,894.64
200-9680	YEARBOOK	11,291.89	0.00	0.00	0.00	(50.00)	11,341.89	3,500.00	7,841.89
200-9690	NEWSPAPER	621.59	0.00	0.00	0.00	0.00	621.59	0.00	621.59
200-9710	LUCAS ACADEMIC HONOR SOCIETY	0.00	0.00	198.00	0.00	0.00	198.00	0.00	198.00
200-9810	LUCAS SCHOOLS PEP CLUB	632.60	0.00	0.00	0.00	0.00	632.60	200.00	432.60
300-9001	ELEM/MS LIBRARY	9,476.31	0.00	125.44	0.00	0.00	9,601.75	8,500.00	1,101.75
300-9003	HS LIBRARY	983.78	0.00	0.00	0.00	0.00	983.78	0.00	983.78
300-9440	DISTRICT MANAGED ACTIVITY	0.00	0.00	238.00	0.00	516.70	(278.70)	100.00	(378.70)
300-9500	ATHLETIC	52,824.59	0.00	20,141.02	0.00	4,832.19	68,133.42	15,481.10	52,652.32
300-9510	ATHLETICS - HS FOOTBALL	15,831.15	0.00	0.00	0.00	8,069.98	7,761.17	960.00	6,801.17
300-9511	ATHLETICS - MS FOOTBALL	87.67	0.00	0.00	0.00	0.00	87.67	0.00	87.67
300-9520	ATHLETICS - BOYS HS BASKETBALL	1,045.99	0.00	1,699.00	0.00	0.00	2,744.99	0.00	2,744.99
300-9521	ATHLETICS - BOYS MS BASKETBALL	98.61	0.00	0.00	0.00	0.00	98.61	0.00	98.61
300-9525	ATHLETICS - GIRLS HS BASKETBALL	436.68	0.00	0.00	0.00	0.00	436.68	0.00	436.68
300-9526	ATHLETICS - GIRLS MS BASKETBALL	52.44	0.00	0.00	0.00	0.00	52.44	0.00	52.44
300-9528	ATHLETICS - WRESTLING	3,900.11	0.00	0.00	0.00	0.00	3,900.11	0.00	3,900.11
300-9530	ATHLETICS - BASEBALL	2,246.63	0.00	1,500.00	0.00	2,018.59	1,728.04	855.00	873.04
300-9540	ATHLETICS - SOFTBALL	2,235.47	0.00	9,392.00	0.00	1,360.00	10,267.47	0.00	10,267.47
300-9550	ATHLETICS - HS VOLLEYBALL	1,168.97	0.00	2,114.00	0.00	2,225.64	1,057.33	0.00	1,057.33
300-9551	ATHLETICS - MS VOLLEYBALL	0.00	0.00	0.00	0.00	0.00	0.00	0.00	0.00
300-9553	ATHLETICS - HS CHEERLEADING	3,373.28	0.00	935.35	0.00	1,306.57	3,002.06	264.00	2,738.06
300-9554	ATHLETICS - MS CHEERLEADING	107.80	0.00	0.00	0.00	0.00	107.80	0.00	107.80
300-9560	ATHLETICS - HS CROSS COUNTRY	744.34	0.00	0.00	0.00	0.00	744.34	0.00	744.34
300-9561	ATHLETICS - MS CROSS COUNTRY	220.11	0.00	0.00	0.00	0.00	220.11	0.00	220.11
300-9570	ATHLETICS - HS TRACK & FIELD	2,224.86	0.00	0.00	0.00	0.00	2,224.86	0.00	2,224.86

## LUCAS LOCAL SCHOOL DISTRICT

### Cash Summary Report

FUND/SCC	Description	Initial Cash	MTD Received	FYTD Received	MTD Expended	FYTD Expended	Fund Balance	Encumbrance	Unencumbered Balance
300-9571	ATHLETICS - MS TRACK & FIELD	\$ 0.00	\$ 0.00	\$ 0.00	\$ 0.00	\$ 0.00	\$ 0.00	\$ 0.00	\$ 0.00
451-9021	eTech Ohio Connectivity Subsidy	0.00	0.00	0.00	0.00	0.00	0.00	0.00	0.00
451-9022	eTech Ohio Connectivity Subsidy	0.00	0.00	0.00	0.00	0.00	0.00	0.00	0.00
451-9023	DATA COMMUNICATION FUND	0.00	0.00	0.00	0.00	0.00	0.00	0.00	0.00
467-9020	Student Wellness and Success Fund FY20	0.00	0.00	0.00	0.00	0.00	0.00	0.00	0.00
467-9021	Student Wellness and Success Fund FY21	29,022.69	0.00	0.00	0.00	0.00	29,022.69	29,022.69	0.00
467-9022	Student Wellness and Success Fund FY21	0.00	0.00	0.00	0.00	0.00	0.00	0.00	0.00
499-9020	SCHOOL SAFETY GRANT	0.00	0.00	0.00	0.00	0.00	0.00	0.00	0.00
499-9021	SCHOOL SAFETY GRANT	0.00	0.00	0.00	0.00	0.00	0.00	0.00	0.00
499-9121	School Bus Purchase Program	0.00	0.00	0.00	0.00	0.00	0.00	0.00	0.00
507-9021	ESSER (Elem & Sec School Emergency Relief)	0.00	0.00	0.00	0.00	0.00	0.00	0.00	0.00
507-9022	ESSER II	0.00	0.00	0.00	0.00	0.00	0.00	0.00	0.00
507-9023	ESSER II	0.00	0.00	0.00	0.00	0.00	0.00	1,995.00	(1,995.00)
507-9122	ARP ESSER	0.00	0.00	5,201.26	0.00	9,725.26	(4,524.00)	0.00	(4,524.00)
507-9123	ARP ESSER	0.00	0.00	0.00	0.00	1,193.17	(1,193.17)	961.94	(2,155.11)
508-9021	GEER (Governor's Emergency Education Relief)	0.00	0.00	0.00	0.00	0.00	0.00	0.00	0.00
510-9021	CRF (Coronavirus Relief Fund)	0.00	0.00	0.00	0.00	0.00	0.00	0.00	0.00
510-9121	BroadBand Ohio Connectivity Grant	0.00	0.00	0.00	0.00	0.00	0.00	0.00	0.00
510-9221	CRF Rich Cty Commisioners	0.00	0.00	0.00	0.00	0.00	0.00	0.00	0.00
516-9020	IDEA FY-2020	0.00	0.00	0.00	0.00	0.00	0.00	0.00	0.00
516-9021	IDEA FY-2021	0.00	0.00	0.00	0.00	0.00	0.00	0.00	0.00
516-9022	IDEA FY-2021	0.00	0.00	3,404.41	0.00	6,808.75	(3,404.34)	0.00	(3,404.34)
516-9023	IDEA FY-2021	0.00	0.00	0.00	0.00	0.00	0.00	0.00	0.00
572-9021	TITLE I FY-2021	0.00	0.00	0.00	0.00	0.00	0.00	0.00	0.00
572-9022	TITLE I FY-2021	0.00	0.00	5,258.69	0.00	10,261.50	(5,002.81)	0.00	(5,002.81)
572-9023	TITLE I FY-2021	0.00	0.00	0.00	0.00	0.00	0.00	0.00	0.00
572-9122	TITLE I DISADVANTAGED CHILDREN	0.00	0.00	0.00	0.00	0.00	0.00	0.00	0.00
584-9022	TITLE IV, PART A STUDENT SUPPORT AND ACADEM ENRICH	0.00	0.00	0.00	0.00	0.00	0.00	0.00	0.00
584-9023	TITLE IV, PART A STUDENT SUPPORT AND ACADEM ENRICH	0.00	0.00	0.00	0.00	0.00	0.00	0.00	0.00
587-9021	ECSE FY-2021	0.00	0.00	0.00	0.00	0.00	0.00	0.00	0.00
587-9022	ECSE FY-2021	0.00	0.00	0.00	0.00	0.00	0.00	0.00	0.00
587-9023	ECSE FY-2021	0.00	0.00	0.00	0.00	0.00	0.00	0.00	0.00
590-9021	TITLE II-A FY-2021	0.00	0.00	0.00	0.00	0.00	0.00	0.00	0.00
590-9022	TITLE II-A FY-2021	0.00	0.00	0.00	0.00	0.00	0.00	0.00	0.00
590-9023	TITLE II-A FY-2021	0.00	0.00	0.00	0.00	0.00	0.00	0.00	0.00

## LUCAS LOCAL SCHOOL DISTRICT Cash Summary Report

FUND/SCC	Description	Initial Cash	MTD Received	FYTD Received	MTD Expended	FYTD Expended	Fund Balance	Encumbrance	Unencumbered Balance
599-9021	TITLE IV-A Student Sprt & Acad Enrichment	\$ 0.00	\$ 0.00	\$ 0.00	\$ 0.00	\$ 0.00	\$ 0.00	\$ 0.00	\$ 0.00
599-9022	TITLE IV-A Student Sprt & Acad Enrichment	0.00	0.00	0.00	0.00	0.00	0.00	0.00	0.00
599-9023	TITLE IV-A Student Sprt & Acad Enrichment	0.00	0.00	0.00	0.00	0.00	0.00	0.00	0.00
599-9917	REAP 7/1/2021-09/30/2022	0.00	0.00	0.00	0.00	0.00	0.00	0.00	0.00
599-9920	EPA Clean Diesel Rebate Program CFDA 66.039	0.00	0.00	0.00	0.00	0.00	0.00	0.00	0.00
599-9922	REAP 7/1/2020-09/30/2021	0.00	0.00	0.00	0.00	5,259.80	(5,259.80)	0.00	(5,259.80)
599-9923	REAP 7/1/2021-09/30/2022	0.00	0.00	0.00	0.00	0.00	0.00	0.00	0.00
<b>Grand Total</b>		<b>\$ 15,025,330.57</b>	<b>\$ 0.00</b>	<b>\$ 2,653,704.66</b>	<b>\$ 0.00</b>	<b>\$ 1,074,932.22</b>	<b>\$ 16,604,103.01</b>	<b>\$ 1,623,412.20</b>	<b>\$ 14,980,690.81</b>

## Lucas Local School District Investment Report

Invest #	Issue Date	Maturity Date	Description	Interest Rate	Invested Amount
2206	5/31/2022	12/2/2024	ALLY BK MIDVALE UTAH	3.000%	\$ 200,000.00
1094	12/5/2017	12/5/2022	American Express Centurion CD 02587D2Q0	2.500%	\$ 200,000.00
2111	9/15/2021	12/15/2023	Bank Ozk 06417nb69	0.180%	\$ 200,000.00
2112	9/15/2021	9/15/2022	BankUnited Natl Assn Miami 066519RG6	0.100%	\$ 248,000.00
1208	9/20/2019	9/20/2022	BMW Bank North America 05580ASH8	1.850%	\$ 235,000.00
2114	11/18/2021	11/24/2023	Capital One Natl Assn Va	0.500%	\$ 200,000.00
1091	9/1/2017	9/1/2022	Discover Bank CD 254673BE5	2.300%	\$ 250,000.00
1095	12/15/2017	12/15/2022	First NE Bank Nebraska CD 33583FAC6	2.250%	\$ 200,000.00
2101	8/11/2021	2/17/2023	Goldman Sachs Bk USA	0.200%	\$ 150,000.00
2110	9/9/2021	9/8/2023	Industrial & Colm Bk China 45581ECQ2	0.250%	\$ 200,000.00
2204	4/4/2022	10/19/2023	JPMORGAN CHASE	2.000%	\$ 235,000.00
1097	2/28/2018	2/28/2023	Ohio Valley Bank CD 677721CS9	2.600%	\$ 25,000.00
1098	3/6/2018	3/6/2023	State Bank of India ny 856285JS1	3.000%	\$ 225,000.00
1093	10/13/2017	10/13/2022	Synchrony Bank CD 87165ENW3	2.350%	\$ 50,000.00
2112	10/1/2021	10/10/2023	Synchrony Bank CD 87165he63	0.400%	\$ 198,000.00
2102	8/11/2021	2/27/2023	UBS Bk USA Salt Lake City UT	0.200%	\$ 150,000.00
2205	5/9/2022	11/12/2024	UBS Bk USA Salt Lake City UT	3.000%	\$ 200,000.00
2113	9/15/2021	9/15/2023	Vertex Cmnty Bk NA Dallas 923450cp3	0.200%	\$ 200,000.00
1096	1/10/2018	1/10/2023	Wells Fargo CD 979763MM5	2.600%	\$ 50,000.00
<b>Total Investments at Maturity:</b>					<b>\$ 3,416,000.00</b>
		3/23/2023	U.S. Treasury T-Bills		\$ 247,277.59
			Money Market - Northern Instl Govt Select	1.100%	\$ 285,406.67
<b>GRAND TOTAL:</b>					<b>\$ 3,948,684.26</b>

Start Date: 08/01/2022

End Date: 08/31/2022

## LUCAS LOCAL SCHOOL DISTRICT MONTHLY CHECK REGISTER

Check Number	Type	Date	Name	Vendor #	Status	Reconcile Date	Void Date	Amount
0	PAYROLL	8/19/2022	LUCAS LOCAL SCHOOL DISTRICT		RECONCILED	8/19/2022		\$ 138,955.97
0	PAYROLL	8/18/2022	LUCAS LOCAL SCHOOL DISTRICT		RECONCILED	8/19/2022		133,796.89
0	ACCOUNTS_PAYABLE	8/4/2022	CENTURYLINK	131227	RECONCILED	8/31/2022		58.20
0	ACCOUNTS_PAYABLE	8/4/2022	DIRECT ENERGY BUSINESS	931258	RECONCILED	8/31/2022		74.17
0	ACCOUNTS_PAYABLE	8/4/2022	FIRELANDS ELECTRIC COOP	988500	RECONCILED	8/31/2022		49.29
0	ACCOUNTS_PAYABLE	8/4/2022	LOWE'S CREDIT SERVICES	165615	RECONCILED	8/31/2022		544.68
0	ACCOUNTS_PAYABLE	8/28/2022	LOWE'S CREDIT SERVICES	165615	RECONCILED	8/31/2022		1,498.71
0	ACCOUNTS_PAYABLE	8/19/2022	OHIO.NET INTERNET PROVIDERS	931559	RECONCILED	8/31/2022		152.60
0	ACCOUNTS_PAYABLE	8/31/2022	PARK NATIONAL BANK	900300	RECONCILED	8/31/2022		3,770.23
0	ACCOUNTS_PAYABLE	8/31/2022	SCHOOL EMPLOYEES RETIREMENT	902003	RECONCILED	8/31/2022		29,828.80
0	ACCOUNTS_PAYABLE	8/19/2022	SPECTRUM COMMUNICATIONS	902009	RECONCILED	8/31/2022		275.61
0	ACCOUNTS_PAYABLE	8/31/2022	STATE TEACHERS RETIREMENT SYST	902002	RECONCILED	8/31/2022		30,219.80
0	ACCOUNTS_PAYABLE	8/4/2022	TREASURER OF STATE	269950	RECONCILED	8/31/2022		10,311.50
0	ACCOUNTS_PAYABLE	8/4/2022	US Bank One Card	131127	RECONCILED	8/31/2022		2,537.61
0	ACCOUNTS_PAYABLE	8/26/2022	US Bank One Card	131127	RECONCILED	8/31/2022		7,204.00
22595	ACCOUNTS_PAYABLE	8/4/2022	AGPARTS WORLDWIDE, INC.	8852	RECONCILED	8/9/2022		475.00
22596	ACCOUNTS_PAYABLE	8/4/2022	BOOMBAH, INC	131752	RECONCILED	8/24/2022		2,018.59
22597	ACCOUNTS_PAYABLE	8/4/2022	BS MEDIA PRODUCTIONS	131779	RECONCILED	8/10/2022		2,000.00
22598	ACCOUNTS_PAYABLE	8/4/2022	LESA S DETER	317051	RECONCILED	8/5/2022		1,450.00
22599	ACCOUNTS_PAYABLE	8/4/2022	FLINN SCIENTIFIC INC	397029	RECONCILED	8/15/2022		232.24
22600	ACCOUNTS_PAYABLE	8/4/2022	G & L SUPPLY CO	96450	RECONCILED	8/11/2022		278.00
22601	ACCOUNTS_PAYABLE	8/4/2022	GAME ONE	131372	RECONCILED	8/12/2022		1,700.00
22602	ACCOUNTS_PAYABLE	8/4/2022	GENERATION GENIUS INC	131607	RECONCILED	8/23/2022		1,295.00
22603	ACCOUNTS_PAYABLE	8/4/2022	KIMBALL MIDWEST	397105	RECONCILED	8/10/2022		86.24
22604	ACCOUNTS_PAYABLE	8/4/2022	LEARNING A-Z	396949	RECONCILED	8/9/2022		1,125.00
22605	ACCOUNTS_PAYABLE	8/4/2022	LEARNWELL	162450	RECONCILED	8/9/2022		119.70
22606	ACCOUNTS_PAYABLE	8/4/2022	COMDOC, INC.	178795	RECONCILED	8/10/2022		179.69
22607	ACCOUNTS_PAYABLE	8/4/2022	MID-BUCKEYE CONFERENCE	131107	RECONCILED	8/24/2022		1,200.00
22608	ACCOUNTS_PAYABLE	8/4/2022	OHIO COALITION FOR E&A	207515	RECONCILED	8/8/2022		868.00
22609	ACCOUNTS_PAYABLE	8/4/2022	QUILL CORPORATION	218550	RECONCILED	8/18/2022		341.04
22610	ACCOUNTS_PAYABLE	8/4/2022	ROUTE 39 DESIGNS	232265	RECONCILED	8/8/2022		2,160.00
22611	ACCOUNTS_PAYABLE	8/4/2022	SCHOOL SPECIALTY	238220	RECONCILED	8/17/2022		125.34
22612	ACCOUNTS_PAYABLE	8/4/2022	SGAMBELLONE, NANCY	370980	RECONCILED	8/10/2022		109.38
22613	ACCOUNTS_PAYABLE	8/4/2022	SPIRE ADVERTISING	256557	RECONCILED	8/9/2022		3,300.00
22614	ACCOUNTS_PAYABLE	8/4/2022	SUNGRAPHICS INC	396833	RECONCILED	8/9/2022		2,175.59
22615	ACCOUNTS_PAYABLE	8/4/2022	T A C	266500	RECONCILED	8/10/2022		515.68
22616	ACCOUNTS_PAYABLE	8/4/2022	TRUCK SALES & SERVICE, INC.	116090	RECONCILED	8/9/2022		275.86
22617	ACCOUNTS_PAYABLE	8/4/2022	VILLAGE OF LUCAS	276380	RECONCILED	8/9/2022		9,639.75
22618	ACCOUNTS_PAYABLE	8/11/2022	D-R SERVICES, INC	64286	RECONCILED	8/18/2022		350.50



Start Date: 08/01/2022

End Date: 08/31/2022

## LUCAS LOCAL SCHOOL DISTRICT MONTHLY CHECK REGISTER

Check Number	Type	Date	Name	Vendor #	Status	Reconcile Date	Void Date	Amount
22619	ACCOUNTS_PAYABLE	8/11/2022	G & L SUPPLY CO	96450	RECONCILED	8/16/2022		\$ 683.12
22620	ACCOUNTS_PAYABLE	8/11/2022	GALION COMMUNITY HOSPITAL	131443	RECONCILED	8/17/2022		110.00
22621	ACCOUNTS_PAYABLE	8/11/2022	GARMANN-MILLER & ASSOC.	131538	RECONCILED	8/16/2022		400.00
22622	ACCOUNTS_PAYABLE	8/11/2022	GOPHER SPORT	105200	RECONCILED	8/17/2022		433.10
22623	ACCOUNTS_PAYABLE	8/11/2022	JOSTENS INC	141530	RECONCILED	8/18/2022		702.19
22624	ACCOUNTS_PAYABLE	8/11/2022	HEARTLAND COUNCIL OF GOVERNMENTS	205075	RECONCILED	8/16/2022		18,884.80
22625	ACCOUNTS_PAYABLE	8/11/2022	NOREDINK CORP	131734	RECONCILED	8/17/2022		1,575.00
22626	ACCOUNTS_PAYABLE	8/11/2022	NWOERC INC	205651	RECONCILED	8/17/2022		200.00
22627	ACCOUNTS_PAYABLE	8/11/2022	Ohio Northern University	397365	RECONCILED	8/16/2022		5,985.00
22628	ACCOUNTS_PAYABLE	8/11/2022	PALOS SPORTS	397174	RECONCILED	8/16/2022		124.41
22629	ACCOUNTS_PAYABLE	8/11/2022	PAULLIN SEALCOATING, LLC	210105	RECONCILED	8/22/2022		11,017.48
22630	ACCOUNTS_PAYABLE	8/11/2022	PAYSCHOOLS	397157	OUTSTANDING			1,940.00
22631	ACCOUNTS_PAYABLE	8/11/2022	PETERS, KALIAL & MARKAKIS	183088	RECONCILED	8/16/2022		1,272.00
22632	ACCOUNTS_PAYABLE	8/11/2022	PRECISION MULCHING, INC	216705	RECONCILED	8/15/2022		5,400.00
22633	ACCOUNTS_PAYABLE	8/11/2022	SAUDER, PAIGE	131269	RECONCILED	8/23/2022		382.20
22634	ACCOUNTS_PAYABLE	8/11/2022	SCHOOL PHOTO MARKETING	397046	RECONCILED	8/16/2022		53.20
22635	ACCOUNTS_PAYABLE	8/11/2022	SCHOOL SPECIALTY	238220	RECONCILED	8/22/2022		688.70
22636	ACCOUNTS_PAYABLE	8/11/2022	Simple Solutions	397414	RECONCILED	8/22/2022		3,212.55
22637	ACCOUNTS_PAYABLE	8/11/2022	STRATEGIC MANAGEMENT SOLUTIONS	131429	RECONCILED	8/29/2022		860.17
22638	ACCOUNTS_PAYABLE	8/11/2022	T A C	266500	RECONCILED	8/19/2022		90.79
22639	ACCOUNTS_PAYABLE	8/11/2022	Wilson Language Training Corp.	131112	RECONCILED	8/17/2022		33.00
22640	ACCOUNTS_PAYABLE	8/11/2022	WINSOR LEARNING, INC	292262	RECONCILED	8/19/2022		423.50
22641	ACCOUNTS_PAYABLE	8/19/2022	BAND SHOPPE	21775	RECONCILED	8/24/2022		112.85
22642	ACCOUNTS_PAYABLE	8/19/2022	GRANT BARRETT	18808	RECONCILED	8/24/2022		1,250.00
22643	ACCOUNTS_PAYABLE	8/19/2022	BENDER COMMUNICATIONS, INC.	22400	OUTSTANDING			485.00
22644	ACCOUNTS_PAYABLE	8/19/2022	BIGSIGNS.COM	24305	OUTSTANDING			844.00
22645	ACCOUNTS_PAYABLE	8/19/2022	CDW-G	396372	RECONCILED	8/29/2022		915.25
22646	ACCOUNTS_PAYABLE	8/19/2022	COLUMBIA GAS	55990	RECONCILED	8/31/2022		640.59
22647	ACCOUNTS_PAYABLE	8/19/2022	LESA S DETER	317051	RECONCILED	8/19/2022		50.00
22648	ACCOUNTS_PAYABLE	8/19/2022	ESC OF CENTRAL OHIO	397294	RECONCILED	8/24/2022		1,127.59
22649	ACCOUNTS_PAYABLE	8/19/2022	ESC of NorthEast Ohio	131527	RECONCILED	8/23/2022		600.00
22650	ACCOUNTS_PAYABLE	8/19/2022	GRAINGER INC	105375	RECONCILED	8/24/2022		912.30
22651	ACCOUNTS_PAYABLE	8/19/2022	IRWINS OFFICE SUPPLIES	132310	RECONCILED	8/25/2022		7,650.00
22652	ACCOUNTS_PAYABLE	8/19/2022	LEARN21	161683	RECONCILED	8/24/2022		735.00
22653	ACCOUNTS_PAYABLE	8/19/2022	MAKEEVER & ASSOC.	131661	RECONCILED	8/29/2022		1,550.00
22654	ACCOUNTS_PAYABLE	8/19/2022	OEDSA Attn: Todd Tolson	131222	OUTSTANDING			250.00
22655	ACCOUNTS_PAYABLE	8/19/2022	OTERO, RAQUEL (KELLY)	131308	RECONCILED	8/30/2022		102.48
22656	ACCOUNTS_PAYABLE	8/19/2022	PRO-TURF, INC.	217965	RECONCILED	8/30/2022		1,260.00

Start Date: 08/01/2022

End Date: 08/31/2022

**LUCAS LOCAL SCHOOL DISTRICT  
MONTHLY CHECK REGISTER**

Check Number	Type	Date	Name	Vendor #	Status	Reconcile Date	Void Date	Amount
22657	ACCOUNTS_PAYABLE	8/19/2022	RIDDELL ALL AMERICAN	3725	RECONCILED	8/24/2022		\$ 6,593.43
22658	ACCOUNTS_PAYABLE	8/19/2022	School Health Corporation	396875	RECONCILED	8/24/2022		823.30
22659	ACCOUNTS_PAYABLE	8/19/2022	SCHOOL SPECIALTY	238220	RECONCILED	8/30/2022		140.32
22660	ACCOUNTS_PAYABLE	8/19/2022	SPIRE ADVERTISING	256557	RECONCILED	8/24/2022		1,500.00
22661	ACCOUNTS_PAYABLE	8/19/2022	ULINE	131367	RECONCILED	8/26/2022		517.02
22662	ACCOUNTS_PAYABLE	8/22/2022	McGRAW-HILL SCHOOL EDUCATION	396662	RECONCILED	8/29/2022		23,795.39
22663	ACCOUNTS_PAYABLE	8/22/2022	STARK COUNTY COG	397268	RECONCILED	8/25/2022		61,474.10
22664	ACCOUNTS_PAYABLE	8/28/2022	AIRE SERV	3721	OUTSTANDING			328.64
22665	ACCOUNTS_PAYABLE	8/28/2022	CDW-G	396372	OUTSTANDING			752.64
22666	ACCOUNTS_PAYABLE	8/28/2022	CURRICULUM ASSOCIATES LLC	61600	OUTSTANDING			5,259.80
22667	ACCOUNTS_PAYABLE	8/28/2022	GRAINGER INC	105375	OUTSTANDING			1,360.84
22668	ACCOUNTS_PAYABLE	8/28/2022	JOE ARNOLD	396756	OUTSTANDING			14,000.00
22669	ACCOUNTS_PAYABLE	8/28/2022	NEFF	141530	OUTSTANDING			1,360.80
22670	ACCOUNTS_PAYABLE	8/28/2022	LEARNING WITHOUT TEARS	396761	OUTSTANDING			2,166.18
22671	ACCOUNTS_PAYABLE	8/28/2022	MID OHIO EDUCATIONAL SERV CTR	227880	RECONCILED	8/31/2022		186.62
22672	ACCOUNTS_PAYABLE	8/28/2022	PALOS SPORTS	397174	OUTSTANDING			323.66
22673	ACCOUNTS_PAYABLE	8/28/2022	PIONEER PAINT	212600	OUTSTANDING			2,322.57
22674	ACCOUNTS_PAYABLE	8/28/2022	QUILL CORPORATION	218550	OUTSTANDING			65.91
22675	ACCOUNTS_PAYABLE	8/28/2022	STEVE WEISS MUSIC INC	257547	OUTSTANDING			403.85
22676	ACCOUNTS_PAYABLE	8/28/2022	Treasurer of State	131124	OUTSTANDING			90.00
22677	ACCOUNTS_PAYABLE	8/29/2022	SCHOOL SPECIALTY	238220	OUTSTANDING			2,506.35
<b>Grand Total</b>								<b>\$ 590,226.35</b>

**LUCAS LOCAL SCHOOL DISTRICT**  
**Monthly Summary of Revenues by Fund**

Fund	Description	FYTD Receivable	FYTD Actual Receipts	MTD Actual Receipts	FYTD Balance Receivable	FYTD Percent Receivable
001	GENERAL	\$ 8,276,930.26	\$ 2,591,810.60	\$ 0.00	\$ 5,685,119.66	31.31 %
003	PERMANENT IMPROVEMENT	0.00	0.00	0.00	0.00	0.00
006	FOOD SERVICE	190,230.00	5,067.09	0.00	185,162.91	2.66
007	SPECIAL TRUST	112.00	82.46	0.00	29.54	73.62
008	ENDOWMENT	12,135.00	3,173.94	0.00	8,961.06	26.16
018	PUBLIC SCHOOL SUPPORT	3,435.00	0.00	0.00	3,435.00	0.00
019	OTHER GRANT	50,250.00	3,363.40	0.00	46,886.60	6.69
020	SPECIAL ENTERPRISE FUND	0.00	0.00	0.00	0.00	0.00
070	CAPITAL PROJECTS	750,000.00	0.00	0.00	750,000.00	0.00
200	STUDENT MANAGED ACTIVITY	12,200.00	198.00	0.00	12,002.00	1.62
300	DISTRICT MANAGED ACTIVITY	96,491.02	36,144.81	0.00	60,346.21	37.46
451	DATA COMMUNICATION FUND	5,400.00	0.00	0.00	5,400.00	0.00
467	Student Wellness and Success Fund	0.00	0.00	0.00	0.00	0.00
499	MISCELLANEOUS STATE GRANT FUND	0.00	0.00	0.00	0.00	0.00
507	ELEMENTARY AND SECONDARY SCHOOL EMERGENCY RELIEF FUND	171,410.60	5,201.26	0.00	166,209.34	3.03
508	GOVERNOR'S EMERGENCY EDUCATION RELIEF FUND	0.00	0.00	0.00	0.00	0.00
510	CORONA VIRUS RELIEF FUND	0.00	0.00	0.00	0.00	0.00
516	IDEA PART B GRANTS	107,102.55	3,404.41	0.00	103,698.14	3.18
572	TITLE I DISADVANTAGED CHILDREN	87,246.87	5,258.69	0.00	81,988.18	6.03
584	TITLE IV, PART A STUDENT SUPP AND ACADEMIC ENRICH	10,000.00	0.00	0.00	10,000.00	0.00
587	IDEA PRESCHOOL-HANDICAPPED	2,400.52	0.00	0.00	2,400.52	0.00
590	IMPROVING TEACHER QUALITY	14,904.77	0.00	0.00	14,904.77	0.00
599	MISCELLANEOUS FED. GRANT FUND	40,824.50	0.00	0.00	40,824.50	0.00
<b>Grand Total</b>		<b>\$ 9,831,073.09</b>	<b>\$ 2,653,704.66</b>	<b>\$ 0.00</b>	<b>\$ 7,177,368.43</b>	

## LUCAS LOCAL SCHOOL DISTRICT

### Spending Plan Summary

ODE Line Number	Monthly Estimate	Monthly Actual	Monthly Difference	FYTD Estimate	FYTD Actual	FYTD Difference
01.010 General Property (Real Estate)	\$ 0.00	\$ 702,163.08	\$ 702,163.08	\$ 0.00	\$ 702,163.08	\$ 702,163.08
01.020 Tangible Personal Property Tax	0.00	1,310,281.67	1,310,281.67	0.00	1,310,281.67	1,310,281.67
01.030 Income Tax	0.00	0.00	0.00	0.00	0.00	0.00
01.035 Unrestricted Grants-in-Aid	0.00	256,888.91	256,888.91	0.00	486,197.41	486,197.41
01.040 Restricted Grants-in-Aid	0.00	17,952.72	17,952.72	0.00	35,910.15	35,910.15
01.045 Restricted Federal Grants-in-Aid - SFSF	0.00	0.00	0.00	0.00	0.00	0.00
01.050 Property Tax Allocation	0.00	6,801.78	6,801.78	0.00	6,801.78	6,801.78
01.060 All Other Operating Revenue	0.00	31,301.54	31,301.54	0.00	46,956.71	46,956.71
01.070 Total Revenue	0.00	2,325,389.70	2,325,389.70	0.00	2,588,310.80	2,588,310.80
02.010 Proceeds from Sale of Notes	0.00	0.00	0.00	0.00	0.00	0.00
02.020 State Emergency Loans & Advancements (Approved)	0.00	0.00	0.00	0.00	0.00	0.00
02.040 Operating Transfers-In	0.00	0.00	0.00	0.00	0.00	0.00
02.050 Advances-In	0.00	0.00	0.00	0.00	0.00	0.00
02.060 All Other Financial Sources	0.00	2,692.15	2,692.15	0.00	3,499.80	3,499.80
02.070 Total Other Financing Sources	0.00	2,692.15	2,692.15	0.00	3,499.80	3,499.80
<b>02.080 Total Revenues and Other Financing Sources</b>	<b>0.00</b>	<b>2,328,081.85</b>	<b>2,328,081.85</b>	<b>0.00</b>	<b>2,591,810.60</b>	<b>2,591,810.60</b>
03.010 Personal Services	0.00	256,560.67	256,560.67	0.00	507,980.19	507,980.19
03.020 Employees' Retirement/Insurance Benefits	0.00	118,953.95	118,953.95	0.00	222,736.59	222,736.59
03.030 Purchased Services	0.00	74,182.53	74,182.53	0.00	134,200.21	134,200.21
03.040 Supplies and Materials	0.00	57,135.50	57,135.50	0.00	60,117.72	60,117.72
03.050 Capital Outlay	0.00	7,650.00	7,650.00	0.00	7,650.00	7,650.00
03.060 Intergovernmental	0.00	0.00	0.00	0.00	0.00	0.00
04.010 Debt Service: All Principal (Historical)	0.00	0.00	0.00	0.00	0.00	0.00
04.020 Debt Service: Principal-Notes	0.00	0.00	0.00	0.00	0.00	0.00
04.030 Debt Service: Principal - State Loans	0.00	0.00	0.00	0.00	0.00	0.00
04.040 Debt Service: Principal - State Advancements	0.00	0.00	0.00	0.00	0.00	0.00
04.050 Debt Service: Principal - HB 264 Loans	0.00	0.00	0.00	0.00	0.00	0.00
04.055 Debt Service: Principal - Other	0.00	0.00	0.00	0.00	0.00	0.00
04.060 Debt Service: Interest and Fiscal Charges	0.00	0.00	0.00	0.00	0.00	0.00
04.300 Other Objects	0.00	44,888.87	44,888.87	0.00	54,366.32	54,366.32
04.500 Total Expenditures	0.00	559,371.52	559,371.52	0.00	987,051.03	987,051.03
05.010 Operational Transfers - Out	0.00	0.00	0.00	0.00	0.00	0.00
05.020 Advances - Out	0.00	0.00	0.00	0.00	0.00	0.00
05.030 All Other Financing Uses	0.00	0.00	0.00	0.00	0.00	0.00
05.040 Total Other Financing Uses	0.00	0.00	0.00	0.00	0.00	0.00
<b>05.050 Total Expenditure and Other Financing Uses</b>	<b>0.00</b>	<b>559,371.52</b>	<b>559,371.52</b>	<b>0.00</b>	<b>987,051.03</b>	<b>987,051.03</b>
<b>06.010 Excess Rev &amp; Oth Financing Sources over(under) Exp &amp; Oth F</b>	<b>0.00</b>	<b>1,768,710.33</b>	<b>1,768,710.33</b>	<b>0.00</b>	<b>1,604,759.57</b>	<b>1,604,759.57</b>
07.010 Cash Balance-July1 -Excluding Proposed Renew/Replace & New	0.00	11,323,083.39	11,323,083.39	0.00	11,487,034.15	11,487,034.15
07.020 Cash Balance June 30	0.00	13,091,793.72	13,091,793.72	0.00	13,091,793.72	13,091,793.72
08.010 Estimated Encumbrances June 30	0.00	1,086,987.81	1,086,987.81	0.00	1,086,987.81	1,086,987.81